






PEAK RANGE


## ELLIS V1

The Ellis V1 is a great family home with 4 double bedrooms, a large open plan kitchen, living, lounge & dining areas with good indoor/outdoor flow onto a deck in the middle. If you need an extra bedroom, refer to the Ellis V2 floor plan.

 Floor Area 136m<sup>2</sup>

 4x Bedrooms

 2x Bathrooms

 2x Toilets



**SOUTH PEAK HOMES**

*from our place to your space*

