



Apex



- 9018 Lever Set
- 9018D Dummy Lever - Single (non handed)
- 9019 Passage Set
- 9051 Privacy Set - Integrated

Corbel



- 9022 Lever Set
- 9022D Dummy Lever - Single (non handed)
- 9023 Passage Set
- 9052 Privacy Set - Integrated



- > Combining strength & speed
- > Patented rapidFIT® system is included with every passage and privacy set
- > After installation of the latch and striker, lever sets can be completely installed in under 1 minute

Talon



- 9026 Lever Set
- 9026LD Dummy Lever - Single (LH)
- 9026RD Dummy Lever - Single (RH)
- 9027 Passage Set
- 9053 Privacy Set - Integrated

Helix



- 9030 Lever Set
- 9030LD Dummy Lever - Single (LH)
- 9030RD Dummy Lever - Single (RH)
- 9031 Passage Set
- 9054 Privacy Set - Integrated

Apex Elite



- 9036 Lever Set
- 9036D Dummy Lever - Single (non handed)
- 9037 Passage Set
- 9055 Privacy Set - Integrated


Corbel Elite



- 9040 Lever Set
- 9040D Dummy Lever - Single (non handed)
- 9041 Passage Set
- 9056 Privacy Set - Integrated



Handing for Single/Dummy Handles



Left Hand
LH

Right Hand
RH

- > Lever Set - Levers only
- > Dummy Lever - includes single Lever Handle and 1152 Dummy Mount
- > Passage Set - includes Levers and Futura 60mm Backset Latch
- > Integrated Privacy Set - includes Levers and Futura 60mm Backset Tubular Privacy Latch

Entrance Kits - one easy package

Torch Pull Handle



1273-BLK DT Kit*
1273-SS DT Kit*
1368-BLK ML Kit**
1368-SS ML Kit**
7104-BLK Pulls only
7104-SS Pulls only

530mm o/a

Round Profile Pull Handle



1232-BLK DT Kit*
1232-SS DT Kit*
1370-BLK ML Kit**
1370-SS ML Kit**
7026-BLK Pulls only
7026-SS Pulls only

600mm o/a

Square Profile Pull Handle



1231-BLK DT Kit*
1231-SS DT Kit*
1371-BLK ML Kit**
1371-SS ML Kit**
7055-BLK Pulls only
7055-SS Pulls only

600mm o/a

Double Turn Lock Kits



1183-BLK
1183-BN (pic)
54mm Ø Roses
60mm Backset Lock

1184-BLK (pic)
1184-BN
54mm Square Roses
60mm Backset Lock


Mini Lever Lock Kits



1364-BLK (pic)
1364-BN
54mm Ø Roses
60mm Backset Lock

1365-BLK
1365-BN (pic)
54mm Square Roses
60mm Backset Lock

Polo Pull Handle



1221-BLK DT Kit*
1221-SS DT Kit*
1366-BLK ML Kit**
1366-SS ML Kit**
7100-BLK Pulls only
7100-SS Pulls only

600mm o/a

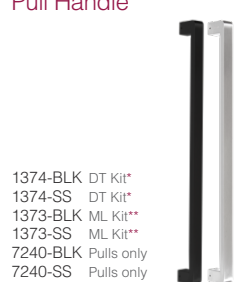
Marco Pull Handle



1326-BLK DT Kit*
1326-SS DT Kit*
1367-BLK ML Kit**
1367-SS ML Kit**
7189-BLK Pulls only
7189-SS Pulls only

600mm o/a

Streamline Pull Handle



1374-BLK DT Kit*
1374-SS DT Kit*
1373-BLK ML Kit**
1373-SS ML Kit**
7240-BLK Pulls only
7240-SS Pulls only

600mm o/a

*Double Turn Entrance Kit:

- > 1 Pair Pull Handles
- > 1183 or 1184 Double Turn Lock Kit
- > 5264 60mm Floor Mount Doorstop

**Mini Lever Entrance Kit:

- > 1 Pair Pull Handles
- > 1364 or 1365 Mini Lever Lock Kit
- > 5264 60mm Floor Mount Doorstop



Sliding Door Hardware

Radius Hinge



5904-BLK
5904-SS
89mm x 60mm
Stainless Steel
Loose Pin

Flush Pull



5317-BLK
5317-BN
126mm x 42mm

5318-BLK (pic)
5318-BN (pic)
158mm x 42mm

5319-BLK
5319-BN
190mm x 42mm



5329-BLK
5329-SS (pic)
Cavity Sliding Edgepull
29mm Ø



5333-BLK (pic)
5333-SS
Cavity Sliding Edgepull
29mm Square

Deadbolts

9011-SS, BLK Key/Key
Suitable for door thicknesses
34mm to 46mm



9012-SS, BLK Key/Turn
Suitable for door thicknesses
34mm to 50mm



Cavity-Suite



5326-BLK Passage Kit
5326-SS Passage Kit
5327-BLK Privacy Kit
5327-SS Privacy Kit (pic)



5330-BLK Passage Kit
5330-SS Passage Kit
5331-BLK Privacy Kit (pic)
5331-SS Privacy Kit

Privacy Set - Auxilliary



9034-BLK
9034-BN (pic)
60mm B/S Bolt
54mm Ø Rose
5mm Spindle



9044-BLK (pic)
9044-BN
60mm B/S Bolt
54mm Square Rose
5mm Spindle

Doorstops

5229-BLK
5229-BN
75mm x 30mm
Concealed Skirting Fix



5240-BLK
5240-BN
85mm x 30mm
Concealed Skirting Fix



5262-BLK
5262-BN
80mm x 19mm
Square Skirting Mount



5256-BLK
5256-BN
38mm Floor Mount



Door Magnets



1180 25mm x 7mm



1262 22mm x 8mm



1265 25mm x 10mm



1464 25mm x 7mm
Concealed Fix Cup
Magnet

Vulcan Stair Rail Bracket



5352-BLK (pic)
5352-BN
Showing flat mount adaptor



5353-BLK
5353-BN (pic)

Suits 40-50mm diameter rail
Suits Round or Square Rail
Design exceeds standard NZS/AS 1657:1992