








-  17.08m x 7.2m
-  Floor Area 106m²
-  3 Bedrooms
-  2 Bathrooms
-  2 Toilets

BUCKLAND

A great looking family home with the addition of an ensuite to give the grown-ups a little more of their own space. This design has nice open plan living and architectural lines that give it a modern contemporary feel.



(Images are artist impressions only & the landscaping is not included. This plan is available as a mono or gable roofline. We can add or remove wing walls & adjust the cladding to suit your style. Plans are subject to change.)



SOUTH PEAK HOMES
from our place to your space